

Aerosol separator LGAir E 1200 Basic/Advanced

For emulsions, nominal flow rate 1200 m³/h

1. Summary

Efficient device for the separation of Cooling lubricants from machine tool exhaust air

The LGAir Basic/Advanced is a filtering separator with a specially matched filter stage configuration and efficient and durable filter elements for aerosol mist separation for emulsion applications.

LGAir Basic is the cost-effective uncontrolled version
LGAir Advanced is an energy-efficient design with controlled extraction

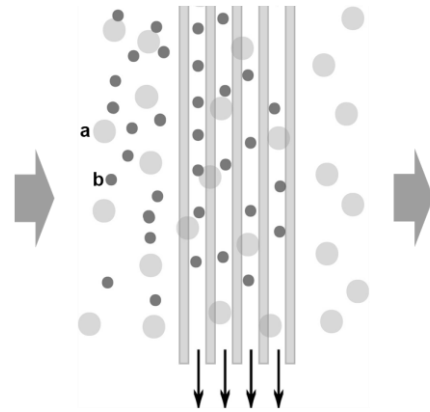
Main features

- Separation of harmful aerosols directly at the processing machine
- Low-maintenance aerosol separator for continuous operation
- Suitable for high raw gas concentrations up to 1000 mg/m³
- Excellent separation performance of the built-in filter stages ePM1 85 % according to ISO 16890
- Efficient and durable filter elements
- Two-stage element configuration for clean gas values <1 mg/m³ HEPA filter H13
- Little need for space
- Service-friendly handling
- Tool-free element exchange
- Worldwide distribution



2. Principle of operation

The cooling lubricant aerosols are extracted from the machining area of machine tools. The air flow loaded with cooling lubricant/oil flows through the specially developed filter elements from the inside to the outside. The cooling lubricant accumulates on the fibers as it flows through the filter elements in the filter material. The very fine separated aerosols coalesce into larger droplets. The drops follow the law of gravity and are eliminated from the filter element. The separated cooling lubricant is discharged from the aerosol separator into a storage tank or similar via return hoses with mechanical membrane valves. The mechanical diaphragm valves open automatically when the cooling lubricant column in the hose is approx. 300 mm (depending on the density of the cooling lubricant). At the same time, the membrane valves seal in order to be able to exclude the ingress of external air.



Aerosols when passing through the separation plates

a Air

b Aerosols

3. Area of application

Depending on the version, suitable for non-water-miscible cooling lubricants (cutting, grinding, drilling oil), water-miscible cooling lubricants.

Limits of use:

When cooling during machining with cooling lubricant, air must usually be extracted from the work area to prevent the atomized cooling lubricant from spreading. Concentrations can occur in the cooling lubricant jet itself or in the machine room which, for example, can cause ignition if a tool breaks. When working with

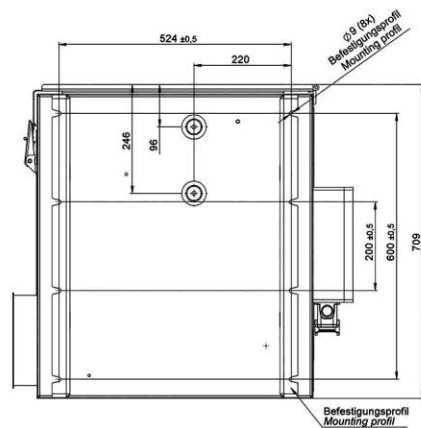
flammable cooling lubricants or flammable materials, suitable fire and explosion protection devices must be used to ensure safe operation, taking into account the statutory regulations.

Other special applications on request.

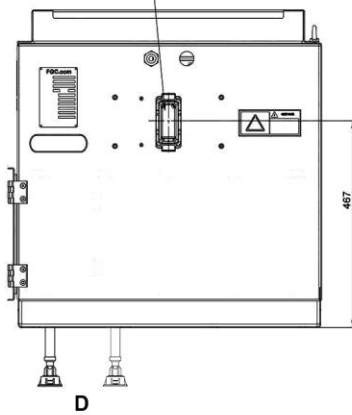
Installation in an explosive atmosphere (zone 0, 1 and 2) is not permitted!

Extraction of toxic or hazardous substances is not permitted!

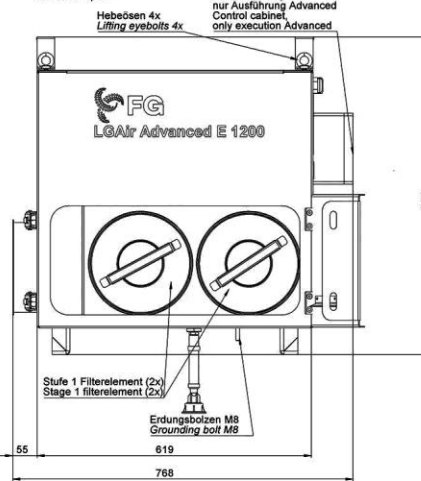
4. Dimensions



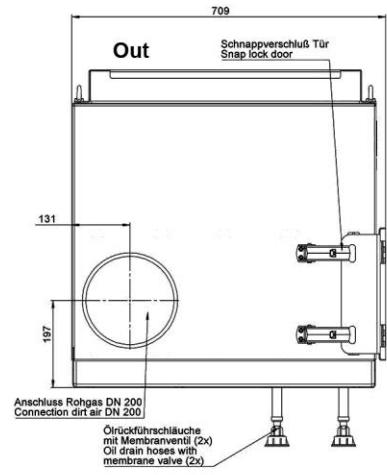
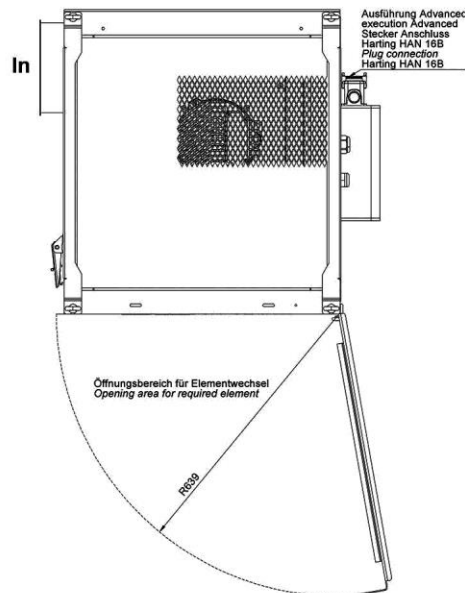
Ausführung Basic
execution Basic
Position Stecker Anschluss Harting HAN 16B
position plug connection Harting HAN 16B



Anaicht Tür geöffnet
View door open



Elemente werkzeuglos wechselbar
Elements can be changed without tools



In Inlet
Out Outlet
D Drain

5 . Specifications

Operating flow rate	max. 1200 m ³ /h
Media temperature range	+10 to +80 °C
Operating temperature range	+10 to +50 °C
Motor voltage	400 VAC 50-60 Hz
Current consumption	1.85 A
Motor power	0.8 kW
Back-up fuse	16 A
Degree of protection	IP54
Motor speed	3977 rpm
Sound level	≤ 71 dB(A) L _{Aeq}
Raw gas connection	DN200
Clean gas connection	DN200
Return hose	2x 15x2 mm PVC transparent (each 5.5 m)
Dimensions WxHxD	768x717x709 mm
Weight	80 kg
Surface	EPS coating RAL 7035
Filter stage 1 ENA/OENA	Main separating element (2x)
Filter stage 2	HEPA filter H13 optional (2x)

6 . Type code

Type key with LGAir O 600 Basic selection example

Type

L GAir

Aerosol separator

Series

O 600

for oil with a flow rate of 600 m³/h

E1200

for cooling lubricant (emulsion) with a volume flow of 1200 m³/h

Variant

Basic

without control and optical indicator

Advanced

with control and optical indicator

L GAir

E 12 00

Advanced

(selection example)

7 . Order numbers

Part designation	Order number
LGAir E 1200 Basic	72499069
LGAir E 1200 Advanced	72499061

8 . Replacement parts

Part designation	Order number
852 611 TI 2026 ENA/OENA STAGE 1	72497165
HEPA FILTER 610x610x68 LGAir	72497002
Process assembly group LGA/LGAir (1x NBR valve; 1x LPO body; 5.5 m hose)	72405215

Filtration Group GmbH
Schleifbachweg 45
D-74613 Öhringen
Phone +49 7941 6466-0
Fax +49 7941 6466-429
industrial.sales@filtrationgroup.com
industrial.filtrationgroup.com
shopindustrial.filtrationgroup.com
11/2022

Aerosolabscheidegerät LGAir E 1200

BIBUS[®]
SUPPORTING YOUR SUCCESS

BIBUS SK, s.r.o.
Trnavská 31, SK-94 901 Nitra

Tel.: 037/ 7777 911 Email: sale@bibus.sk
Fax.: 037/ 7777 999 http://www.bibus.sk